

FRONIUS SMART METER

/ The bidirectional meter for recording power consumption, feed-in and surplus energy in the home



/ The Fronius Smart Meter is a bidirectional meter that optimises self-consumption and records the household's load curve. Together with Fronius Solar.web, the Fronius Smart Meter presents a clear overview of power consumption. In the Fronius Energy Package storage solution, the Fronius Smart Meter provides perfectly coordinated management of the energy flows and optimises overall energy management. The Fronius Smart Meter is ideal for use with the Fronius Symo, Fronius Symo Hybrid, Fronius Galvo, Fronius Primo, Fronius Eco inverters and the Fronius Datamanager 2.0.

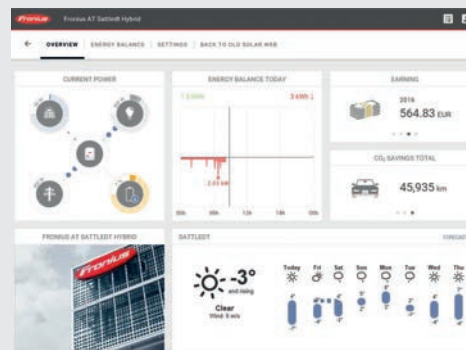
FRONIUS SMART METER

GENERAL DATA	FRONIUS SMART METER 63A-3	FRONIUS SMART METER 50kA-3	FRONIUS SMART METER 63A-1
Nominal voltage	400 - 415 V	400 - 415 V	230 - 240 V
Maximum current	3 x 63 A	3 x 50,000 A	1 X 63 A
Cable cross-section, power path	1 - 16 mm ²	0.05 - 4 mm ²	1 - 16 mm ²
Cable cross-section, communication & neutral		0.05 - 4 mm ²	
Power consumption	1.5W	2.5W	1.5W
Starting current		40mA	
Accuracy class		1	
Active Energy Accuracy		Class B (EN50470)	
Reactive Energy Accuracy		Class 2 (EN/IEC 62053-23)	
Short-time overcurrent		30 x I _{max} / 0.5 s	
Installation		Indoors (DIN rail)	
Housing	4 pole DIN 43880	4 pole DIN 43880	2 pole DIN 43880
Degree of protection		IP 51 (front frame), IP 20 (terminals)	
Specified operating range		-25 - + 55°C	
Dimensions (Height x Width x Depth)		89.0 x 71.2 x 65.6 mm	89.0 x 35.0 x 65.6 mm
Interface to inverter		Modbus RTU (RS485)	
Display		8-digit LCD	6-digit LCD
Voltage transformer ratio (adjustable)	N/A	1 - 500	N/A
Current transformer ratio (adjustable)	N/A	1 - 9,999	N/A
Connection for measurement (current)	Direct connect	Via current transducers (CTs) ¹⁾	Direct connect

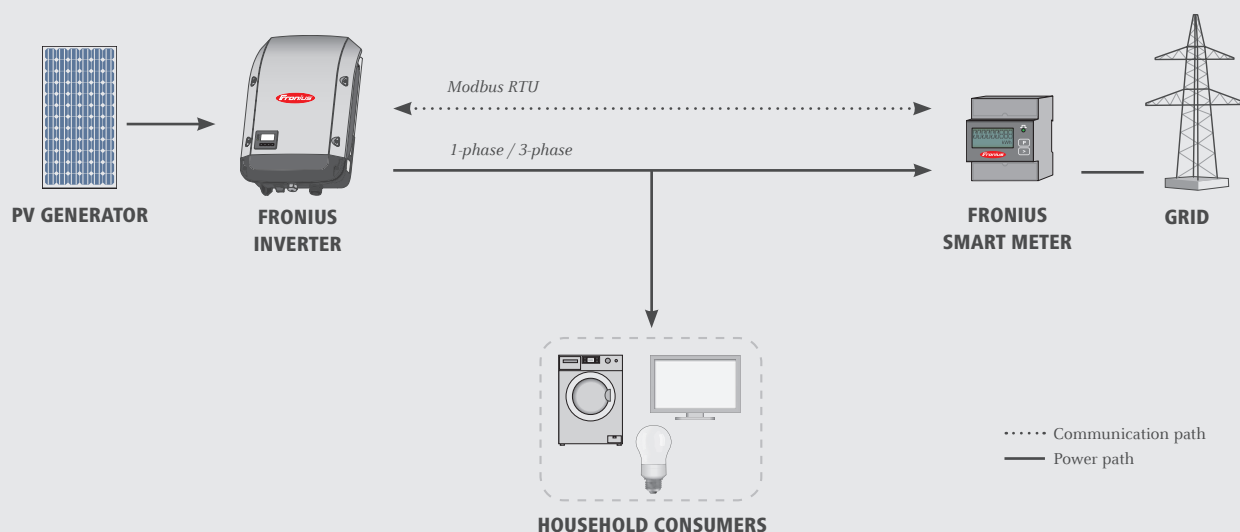
¹⁾ CTs with 5A or 1A secondary output. CTs are not included in Smart Meter. Further information about selecting suitable current sensors can be found at www.fronius.com

THE ADVANTAGES AT A GLANCE

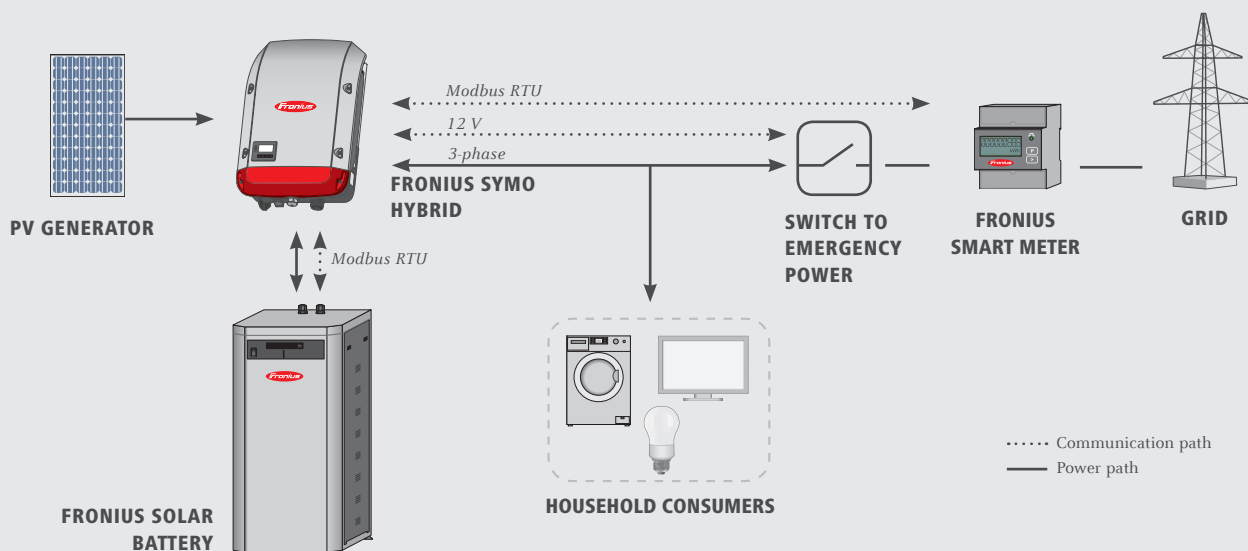
- / Fast and accurate dynamic feed-in control
- / Clear overview of power consumption, feed-in and surplus energy in Fronius Solar.web
- / Optimised energy management with the Fronius Energy Package storage solution



GRID CONNECTED CONFIGURATION DIAGRAM



STORAGE SOLUTION CONFIGURATION DIAGRAM



/ The Fronius Smart Meter is compatible with all inverters with an RS485 interface (Modbus RTU). The Fronius Smart Meter works in conjunction with the Fronius Datamanager 2.0 for the Fronius IG Plus inverters. The Fronius Smart Meter can be retrofitted at any time together with the Fronius Datamanager 2.0 in inverters that have already been installed.

/ Perfect Welding / Solar Energy / Perfect Charging

WE HAVE THREE DIVISIONS AND ONE PASSION: SHIFTING THE LIMITS OF POSSIBILITY.

/ Whether welding technology, photovoltaics or battery charging technology – our goal is clearly defined: to be the innovation leader. With around 3,800 employees worldwide, we shift the limits of what's possible - our record of over 1,200 granted patents is testimony to this. While others progress step by step, we innovate in leaps and bounds. Just as we've always done. The responsible use of our resources forms the basis of our corporate policy.

Further information about all Fronius products and our global sales partners and representatives can be found at www.fronius.com

v07 Apr 2017 EN

Fronius Australia Pty Ltd.
90-92 Lambeck Drive
Tullamarine VIC 3043
Australia
pv-sales-australia@fronius.com
www.fronius.com.au